



## RIDER GLASS COMPANY LIMITED

Email: [sales@riderglass.com](mailto:sales@riderglass.com)


[www.riderglassclimax.com](http://www.riderglassclimax.com)

Tel: (86532)80669600

Address: 25F, Huarun Mansion A, No.6 Shandong Road Qingdao 266071, PR China

# Rider Glass Climax

COOLER & FREEZER GLASS DOORS



*RiderGlass*



## Company Introduction

30+ years of history in glass industrial  
It has a glass factory and a glass door assembly factory covering over 10,000 square meters  
It includes more than 30 sets of processing equipment such as fully automatic CNC cutting, bending, flat steel, straight grinding, special-shaped grinding, chamfering, silk-screen printing, hollow forming, and electrically heated glass.  
All the products produced by the company have passed international certifications such as AS AS/NZS 2208:1996, CE, SGCC and SAI.  
Our products are exported to over 140 countries around the world, and our sales network covers regions such as America, Europe, Africa, Oceania, the Middle East, and Southeast Asia.

## Product Application

- Upright freezer/cooler glass door
- Commercial refrigerator glass door
- Wine cabinet glass door
- LED display glass door
- Kitchen appliance glass
- Double&triple insulated glass
- Heating glass
- Chest freezer glass door
- Vending machine glass door
- Cold room glass door
- Reach in cooler glass door
- Tempered flat/curved glass
- Low-e coated glass
- Digital print glass

### Glass

Utilizes double or triple tempered glass filled with argon gas for superior thermal insulation and enhanced safety.

### Heating

Features frame heating or glass heating functions to meet various environmental needs. Anti-fog and anti-condensation function.

### Frame

Offers a variety of frame profiles for customers to choose from, accommodating diverse aesthetic preferences. Fiberglass composite door frame for energy saving and reduced consumption.

### Handles


Multiple handle styles are available for customized matching.

### Door

Opens to a 90° angle with a convenient and flexible hold -open feature. Left/right reversible, customizable logos available.

### Technology

Employs advanced heated glass and frame technology to ensure stable performance.



## WALK-IN/REACH-IN GLASS DOOR COOLER&FREEZER GLASS DOOR





## Glass

Features double-layered (cooler) or triple-layered (freezer) tempered glass with argon gas filling for superior thermal insulation and safety.

## Heating

Equipped with a glass heating function (for freezer) to adapt to different environmental requirements.

## Frame

The door frame uses a high-efficiency energy-saving frame, which saves over 25% of energy for the cabinet. Fiberglass composite door frame for energy saving and reduced consumption

## Anti-fog

An optional anti-fog film is available to enhance the door's anti-condensation function.

## Handles

Multiple handle styles can be paired as needed.

## Door


Opens to a 90° angle with a hold-open feature, making operation convenient and flexible. Left/right reversible, customizable logos available.

## Technology

Employs advanced heated glass and frame technology to ensure stable performance.



# CLASSIC GLASS DOOR



## Excellent visual effects

Double-layer tempered glass structure.  
Argon gas filled with acrylic spacer bars.  
Ensures optimal display clarity for contents.

## Rich customization options

Custom color screen printing available.  
Supports special sizes and exclusive logos.  
Meets diverse scenario requirements.

## Multiple accessory choices


Fully transparent or stainless steel handles.  
Two standard bottom hinge structures.  
Custom hinges also available.

## Practical heating function

Optional electric heating door glass.  
Operates with external capacitor/transformer.  
Adapts to various site conditions.

## Exceptional durability

Rigorously tested: 300000+ open/close cycles.  
Ensures long-term stable performance.



# ACRYLIC FREEZER GLASS DOOR





## Customization

We offer personalized logo integration services, allowing your brand identity to be prominently featured on the door, enhancing brand visibility and recognition in any retail environment.

## Dynamic LED advertising display

Engineered with double-layered insulated tempered glass that incorporates a built-in high-brightness LED display. This design enables the vivid presentation of promotional content and graphics, transforming the door into an eye-catching digital advertising space.

## Durable aluminum alloy frame


The door is built with a precision-engineered aluminum alloy frame, known for its structural strength, corrosion resistance, and lightweight properties, ensuring long-term reliability and a modern, sleek appearance.

## Optional anti-fog heating

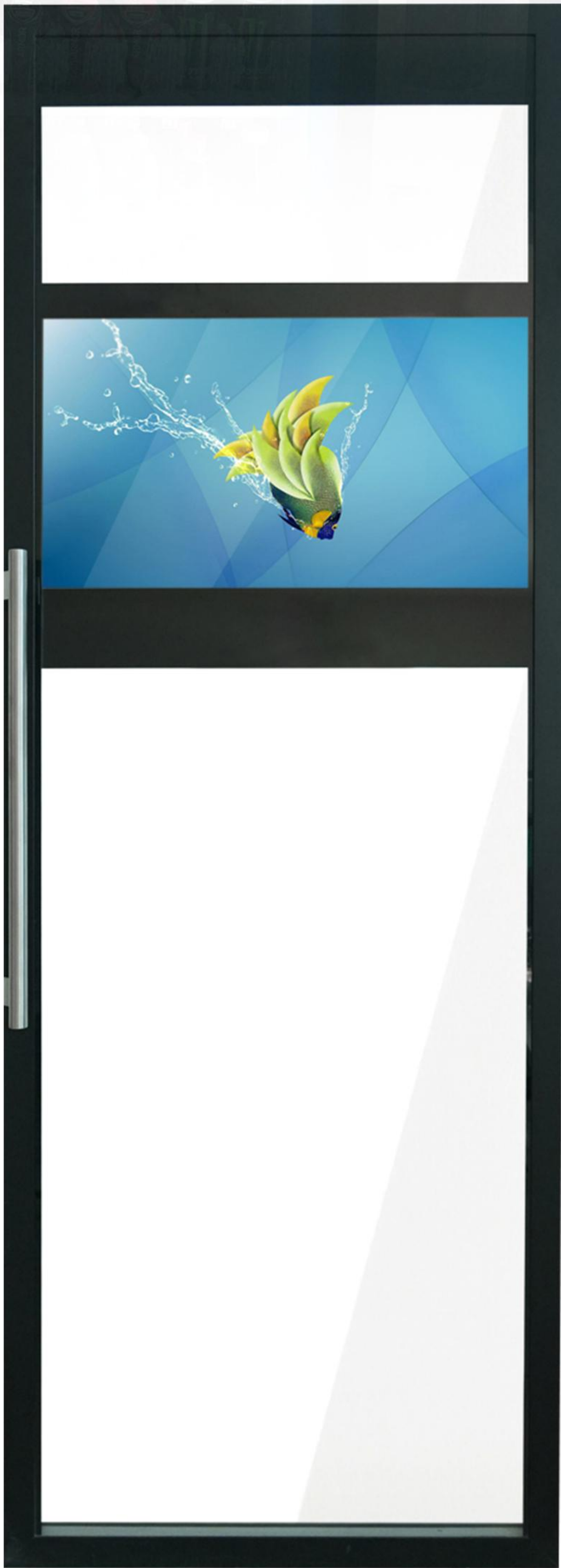
An integrated heating function is available to prevent condensation and frost formation on the glass surface. This ensures optimal product visibility is maintained in varying temperature and humidity conditions, reducing maintenance needs.

## Flexible dimensional customization

Our products support tailor-made dimensions to perfectly fit the specific requirements of your vending machine cabinet or retail fixture, ensuring seamless integration and an optimal fit for your unique setup.



# LED VENDING MACHINE GLASS DOOR



## Excellent visual design

The cabinet is constructed with double-layered tempered glass, featuring an innovative unequal arc-shaped design that not only enhances structural strength but also improves visual clarity from multiple angles, ensuring both safety and an elegant appearance.

## Enhanced visibility

It is equipped with a transparent acrylic spacer bar that minimizes visual obstruction between glass layers, significantly improving sightlines and allowing products to be viewed with exceptional clarity and without distortion.

## High durability material

The system incorporates high-strength nylon pulleys designed for smooth movement and long-term reliability, capable of withstanding frequent use while maintaining quiet and effortless operation over time.

## Dimensions & logos


We offer tailored solutions including custom sizing and exclusive logo application, enabling the unit to fit perfectly into various commercial settings while reinforcing brand identity and visual consistency.

## Handles


Fitted with sleek, fully transparent handles that blend seamlessly into the overall design, offering a minimalist aesthetic while maintaining ergonomic functionality for comfortable and intuitive access.




# DISPLAY GLASS DOOR







## CHEST FREEZER GLASS DOOR



### High-efficiency energy-saving glass

Utilizes 4mm tempered Low-E glass with excellent thermal insulation properties, effectively reducing energy loss. This lowers operating costs while actively supporting environmental sustainability.

### Flexible sliding design

Offers both vertical (up/down) and horizontal (left/right) sliding options, allowing for easy and convenient operation based on the actual use case and personal preference.

### Wide temperature adaptability

Can be used stably in a temperature range from -30°C to 10°C, meeting the refrigeration and preservation needs of various food items.

### Food-grade eco-friendly material

The cabinet opening uses food-grade PVC material, which is non-toxic and odorless, meeting strict hygiene standards to ensure the safety and quality of stored food.

### Precise structure & quick installation

The overall dimensions are precisely accurate, and the structural design is excellent. The installation process is simple and quick, effectively saving time and labor costs.

### Customization options

We offer comprehensive customization including colors, dimensions, glass types, and security options, tailoring the unit precisely to your functional and aesthetic requirements.



### Glass material

Offers a choice of 2 or 3 layers of Low-E glass, with tempered Low-E glass used internally to enhance energy efficiency and prevent condensation.

### Brand identity

Brand logos are printed in the middle of the glass using photosensitive ink, highlighting a unique brand image.

### Protective performance

Equipped with anti fog and anti frost functions, ensuring that items inside the cabinet are clearly visible; Simultaneously providing collision and explosion protection to ensure safe use.

### Functional design


Has an automatic closing function for convenient use. An optional 90° hold-open feature is available to facilitate product loading.

### Visual effects

Boasts a high visible light transmittance rate, making goods inside the cabinet clear at a glance and attracting customer attention.



## BEVERAGE CABINET GLASS DOOR





### Exceptional load capacity

Engineered to reliably support heavy merchandise, ensuring stable and secure storage even under full loading.

### Spacious layout

Generous aisle space and clear vertical sightlines enhance the shopping experience and improve customer mobility.

### Durable materials

Constructed using high-strength steel and premium materials, offering impact resistance and long-term structural integrity.

### Robust construction


Features an optimized structural design that effectively resists sway and deformation, providing day-to-day dependability.

### Clear visibility

Designed with unobstructed tier spacing and an open display area, making products easy to browse and select.

### Long-lasting performance

Corrosion-resistant finishes and reinforced welding ensure reliable performance throughout years of heavy use.requirements.



## SHELF



## Side panel insulated glass



Optional heating prevents fogging and enhances shatter resistance for clear vision and safety.

Available Low-E glass and insulated structure provide excellent thermal insulation, cutting energy costs.

Custom silk printing and standardized design allow for seamless, aesthetic integration into display cabinet side panels.

Superior sound insulation enhances user comfort.



## Insulated glass


3.2mm/4mm tempered glass insulated

Aluminum spacer thickness (mm):  
4A/5.5A/6A/7A/8A/8.5A/9A/10.5A/11.5A/14.5A/18A/19A/21A

Double /triple insulated glass with heater available

Double / triple insulated curved glass available

Logo printing and custom sizes available







# Tempered glass

Flat/curved tempered glass available (thickness > 2.8mm)


Curved tempered glass radius: 800-5000mm

Clear glass/ultra clear glass/Low-E coated glass available

Edge polish/chamfer/hole drilling available

Customized size & silkscreen logo available

Irregular shaped glass available



# Professional packing and delivery service

STRICTLY CONTROL THE DELIVERY DATE , EFFICIENT AND ON TIME

We are very strict about the delivery time, and we will definitely complete the production of the goods within the specified time of the customer

